










MONOCRYSTALLINE DOUBLE GLASS 535-560W REESUN110HB-210M

High efficiency and low LID
PERC monocrystalline technology
HALF-CELL technology

-  Excellent Anti-PID performance
-  Guaranteed power tolerance (0 ~+5W)
-  Excellent wind and snow loads up to 5400Pa under specific installation methods
-  Lower current, higher power generation, lower risk of hot spots
-  Excellent low irradiation performance
-  Higher component conversion efficiency (up to 21.32%)
-  12-year product quality warranty, 30-year linear output power warranty



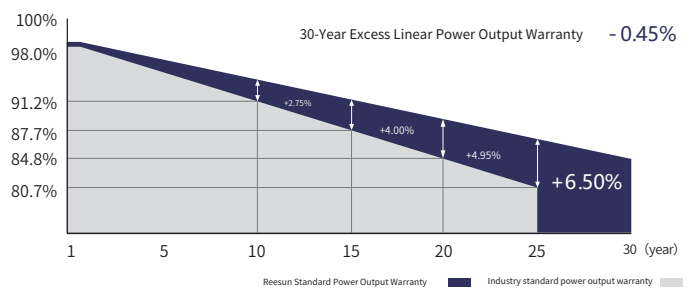
Comprehensive Product And System Certification

IEC 61215, IEC 61730

ISO 9001:2015: ISO Quality Management System Certification

ISO 14001:2015: ISO Environmental management system certification

ISO 45001:2018 Occupational Health and Safety Management System Certification



*Reesun Solar reserves the right to interpret technical changes and test specifications.

REESUN110HB-210M 535-560W

Electrical Performance Parameters

Maximum power test tolerance : ±3%

Component model	535W		540W		545W		550W		555W		560W	
	STC	NOCT	STC	NOCT	STC	NOCT	STC	NOCT	STC	NOCT	STC	NOCT
Testing environment	STC	NOCT	STC	NOCT	STC	NOCT	STC	NOCT	STC	NOCT	STC	NOCT
Maximum power [Pmax/W]	535	401	540	405	545	409	550	413	555	416	560	420
Maximum power voltage [Vmp/V]	31.20	29.23	31.40	29.42	31.60	29.62	31.80	29.82	32.00	30.01	32.20	30.17
Maximum power current [Imp/A]	17.16	13.73	17.21	13.77	17.25	13.80	17.29	13.83	17.34	13.87	17.40	13.92
Open circuit voltage [Voc/V]	37.50	34.37	37.70	34.58	37.90	34.81	38.10	35.05	38.30	35.29	38.50	35.53
Short circuit current [Isc/A]	18.24	14.59	18.30	14.64	18.35	14.68	18.39	14.71	18.43	14.74	18.47	14.78
Component efficiency [%]	20.36		20.55		20.74		20.94		21.13		21.32	

Maximum power test Common Standard Test Environment (STC) irradiance 1000W/m², atmospheric quality AM1.5, module temperature 25 ° C

Nominal operating battery temperature (NOCT): irradiance 800W/m², ambient temperature 20 ° C, atmospheric quality AM1.5, wind speed 1m/s

Back Electrical Performance Parameters

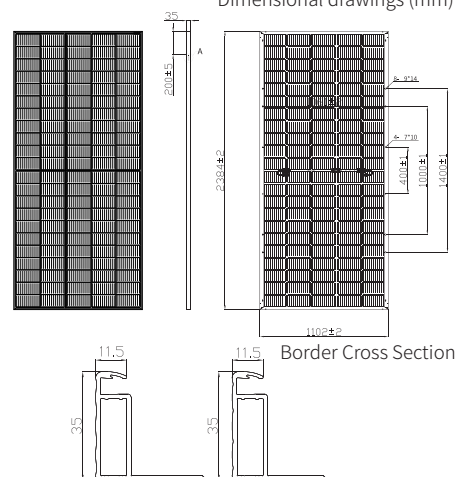
Maximum power test tolerance : ±3%

Component model	535W		540W		545W		550W		555W		560W	
	STC	NOCT	STC	NOCT	STC	NOCT	STC	NOCT	STC	NOCT	STC	NOCT
5%	Maximum power [Pmax/W]		561	567	572	577	582	588				
	Component efficiency [%]		21.3	21.5	21.7	21.9	22.1	22.3				
15%	Maximum power [Pmax/W]		615	621	626	632	638	644				
	Component efficiency [%]		23.4	23.6	23.8	24.0	24.2	24.5				
25%	Maximum power [Pmax/W]		668	675	681	687	693	700				
	Component efficiency [%]		25.4	25.6	25.9	26.1	26.4	26.6				

Mechanical And Operating Parameters

Number of battery cells	110 (5×22)
Junction box	IP68 Three diodes
Output cable	4mm ² , length 300mm, Customizable length
Glass	2.0mm Single layer coated tempered glass
Frame	Anodized aluminum alloy frame
Weight	32kg±3%
Size	2384×1102×35mm
Packing	31pcs per pallet 496pcs per 40'HC
Working temperature	-40°C ~ +85°C
Power tolerance	0~+5 W
Current and voltage tolerance	±4%/±3%
Maximum system voltage	DC1500V (IEC)
Maximum fuse current rating	30A
Nominal operating battery temperature	45±2°C
Safety level	Class II
Fire rating	Class A

Dimensional drawings (mm)



Temperature Coefficient(STC)

Short circuit current temperature coefficient of frame section	+0.045%/°C
Open circuit voltage temperature coefficient	-0.261%/°C
Maximum power temperature coefficient	-0.331%/°C

Mechanical Load

Front maximum static load	5400Pa
Maximum back static load	2400Pa
Hail test	25mm hail, impact at 23 m/s

I-V Curve (REESUN110H-210M-550W)

